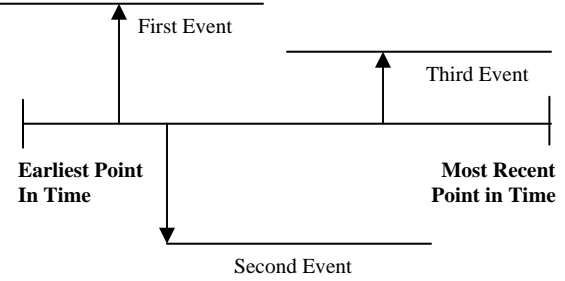
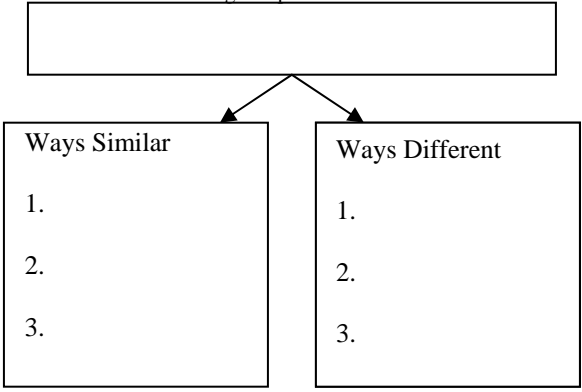
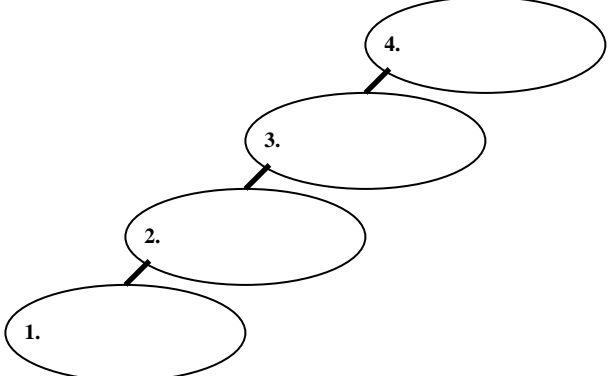
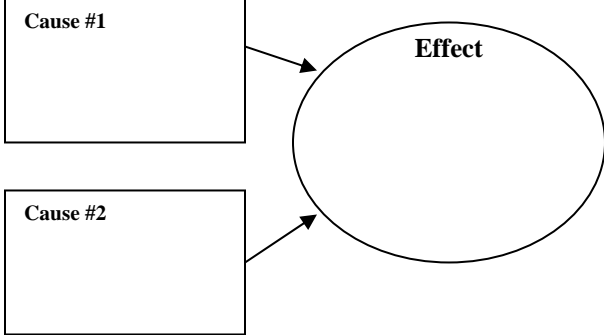
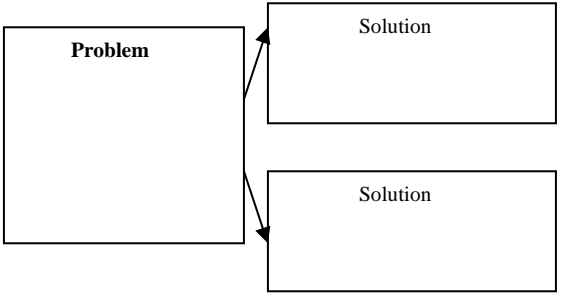
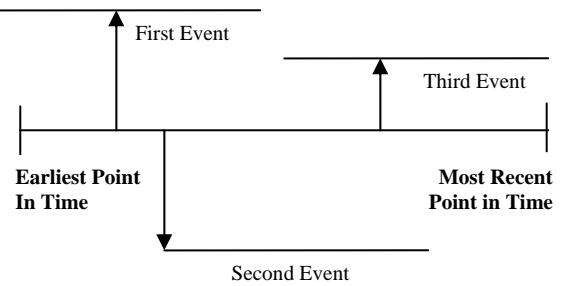


Identifying Text Structure #1

Name : _____

Directions: Read the passages. Identify the text structure. Write information from the passage into the appropriate graphic organizer.

<p>Which passage is chronological? Put information from the passage onto the graphic organizer.</p> <p>Passage Name: _____</p> 	<p>Which passage is compare and contrast? Put information from the passage onto the graphic organizer.</p> <p>Passage Name: _____</p> <p>What is being compared & contrasted?</p> 	<p>Which passage is sequence? Put information from the passage onto the graphic organizer.</p> <p>Passage Name: _____</p> 
<p>Which passage is cause and effect? Put information from the passage onto the graphic organizer.</p> <p>Passage Name: _____</p> 	<p>Which passage is problem and solution? Put information from the passage onto the graphic organizer.</p> <p>Passage Name: _____</p> 	<p>Which passage is chronological? Put information from the passage onto the graphic organizer.</p> <p>Passage Name: _____</p> 

Passage #1 – Chemical and Physical Changes

All matter, all things can be changed in two ways: chemically and physically. Both chemical and physical changes affect the state of matter. Physical changes are those that do not change the make-up or identity of the matter. For example, clay will bend or flatten if squeezed, but it will still be clay. Changing the shape of clay is a physical change, and does not change the matter's identity. Chemical changes turn the matter into a new kind of matter with different properties. For example, when paper is burnt, it becomes ash and will never be paper again. The difference between them is that physical changes are temporary or only last for a little while, and chemical changes are permanent, which means they last forever. Physical and chemical changes both affect the state of matter.

Passage #2 – The Best PB & J Ever

When I got home from school after a long boring day, I took out the peanut butter, jelly, and bread. After taking the lid off of the jars, I spread the peanut butter on one side of the bread and the jelly on the other, and then I put the two pieces of bread together. After that, I enjoyed it while watching "Cops" on the TV. I swear, that was the best peanut butter and jelly sandwich I ever ate.

Passage #3 – Bobby Fischer

Robert James Fischer was born in Chicago but unlocked the secrets of chess in a Brooklyn apartment right above a candy store. At the age of six he taught himself to play by following the instruction booklet that came with his chess board. After spending much of his childhood in chess clubs, Fischer said that, "One day, I just got good." That may be a bit of an understatement. At the age of 13 he won the U.S. Junior Chess Championship, becoming the youngest Junior Champion ever. At the age of 14 he won the U.S. Championship and became the youngest U.S. Champion in history. Fischer would go on to become the World Champion of chess, but he would also grow to become his own worst enemy. Instead of defending the title, he forfeited it to the next challenger without even making a move, and the rise of a chess superstar ended with a fizzle.

Passage #4 – Save the Tigers

Dr. Miller doesn't want the tigers to vanish. These majestic beasts are disappearing at an alarming rate. Dr. Miller thinks that we should write to our congress people. If we let them know that we demand the preservation of this species, maybe we can make a difference. Dr. Miller also thinks that we should donate to Save the Tigers. Our donations will help to support and empower those who are fighting the hardest to preserve the tigers. We owe it to our grandchildren to do something.

Passage #5 – The Great Recession

Many people are confused about why our economy went to shambles in 2008. The crisis was actually the result of a combination of many complex factors. First, easy credit conditions allowed people who were high-risk or unworthy of credit to borrow, and even people who had no income were eligible for large loans. Second, banks would bundle these toxic loans and sell them as packages on the financial market. Third, large insurance firms backed these packages, misrepresenting these high-risk loans as safe investments. Fourth, because of the ease of acquiring credit and the rapid growth in the housing market, people were buying two or three houses, intending to sell them for more than they paid. All of these factors created bubbles of speculation. These bubbles burst, sending the whole market into a downward spiral, causing employers to lose capital and lay off employees. Consumer spending then plummeted and most businesses suffered. The economy is like a big boat, and once it gets moving quickly in the wrong direction, it's hard to turn it around.

Passage #6 – Screen Protector

Before applying the screen protector, clean the surface of your phone's screen with a soft cloth. Once the surface of your screen is clean, remove the paper backing on the screen protector. Evenly apply the sticky side of the screen protector to your phone's screen. Smooth out any air bubble trapped on between the protector and the phone screen. Enjoy the added protection.